



NH 500 C

The 3-axles locomotive for industrial and railway yards heavy shunting

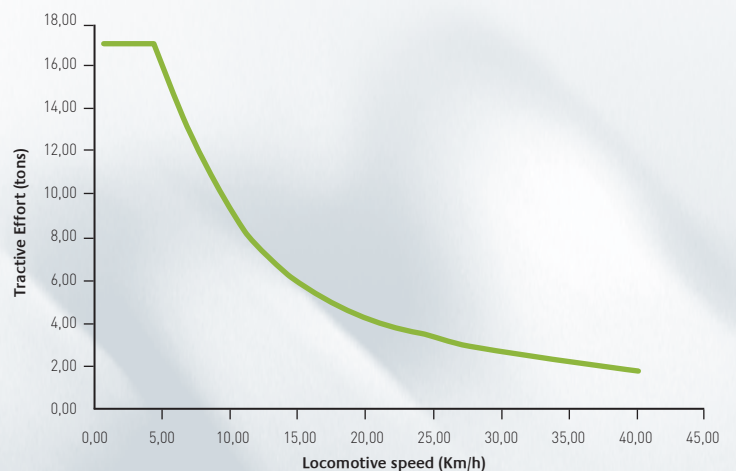


Main characteristics


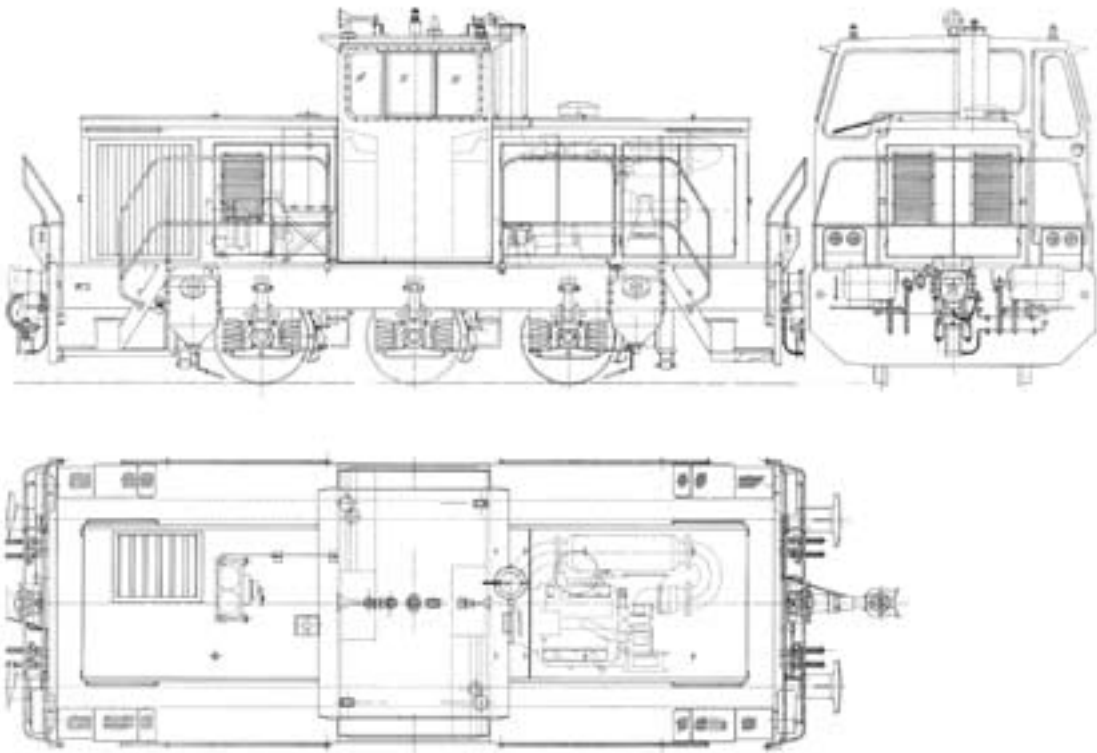
DIESEL ENGINE	Caterpillar C type
POWER	525 hp
TRANSMISSION	Hydrostatic
WEIGHT	45 to 66 tons
PEAK SPEED	40 KM/H
MINIMUM CONTINUOUS SPEED	0 KM/H
STARTING TRACTIVE EFFORT	170 kN
WHEELS DIAMETER	950 mm
GAUGE	All gauges
LENGTH	8900 mm
WIDTH	3000 mm
HEIGHT	3920 mm

Tractive effort curve

Maximum and constant tractive effort from 0 km/h up to around 8 km/h without overheating.



General layout



Axle and motorized gear



Ergonomic and comfortable driver desk